



## **(EXCLUDING OFF-SITE SIGNS)**

This information bulletin provides a general overview of the regulations for on-site signs in the City of Los Angeles. It is not inclusive of all the regulations for signs. Chapter 1, Article 4.4 of the Los Angeles Municipal Code (L.A.M.C.) addresses the zoning regulations and Chapter 62 of the Los Angeles Building Code (L.A.B.C.) addresses the Building Code regulations for signs.

### **ZONING**

The zone designation of a lot regulates the type of sign and the location permitted. The following is a partial summary of the types of signs permitted and the limitations in particular zones. It is not intended to be a comprehensive summary. Additional regulations may be imposed by other agencies, zoning regulations, site specific requirements, specific plans, and Planning entitlements. Zoning information for a property can be obtained at [www.zimas.lacity.org](http://www.zimas.lacity.org) or by visiting an LADBS office.

#### **HI Zone (L.A.M.C. Section 12.04.06)**

- Two signs per each individual business located on the ground floor.
- Area is maximum 1 square foot of total signage area along each facade per each linear foot of building frontage as measured along the front lot line; no individual sign shall exceed 40 square feet.
- Prohibited signs: opaque or clear sign with text, logos, or symbols placed on, behind, or extruded through the plastic face of a cabinet; digital sign or display, animated or flashing or appear to have movement; illuminated architectural canopy, monument, pole, or temporary sign; sign supported by a flexible or semi-flexible frame within which is a material of vinyl, paper, or other wind-resistant and moveable material, often referred to as a feather, sail, or wind banner sign.

#### **A & R Zone (L.A.M.C. Section 12.21A7)**

- One unlighted nameplate per dwelling unit maximum 3 square feet in an A Zone and 1.5 square feet in an R Zone.
- One or more unlighted signs pertaining to the sale of farm products or for the rental or sale of the property maximum 20 square feet in an A Zone and maximum 12 square feet in an R Zone.
- One identification sign maximum 20 square feet in an A Zone and one or more in an R Zone provided no one sign exceeds 20 square feet, nor shall the total of all signs exceed 30 square feet.
- One church bulletin board maximum 18 square feet.

### **RAS3 and RAS4 Zone** (L.A.M.C. Sections 12.10.5 & 12.11.5)

- One wall or projecting sign per tenant space maximum 20 square feet in area, provided the sign does not extend more than 2 feet beyond the wall of the building, and does not project above the floor of the story immediately above the ground floor.
- Signs shall not be internally illuminated.

### **P & PB Zone** (L.A.M.C. Section 12.12.1)

- Sign shall not contain any flashing, moving or animated parts or features.
- Internal traffic directional sign maximum 2 per driveway and each sign maximum 6 square feet.
- Identification sign displaying the names of the operators or sponsors of the parking area, the hours of operation and the parking charges provided:
  - i. Adjacent to any one street, there may be one sign maximum 25 square feet in area if located more than 30' to an A or R Zone, or
  - ii. Along a major or secondary highway with a street frontage of at least 100', there may be one sign per street frontage.
    - Location shall not be within 50' of an A or R Zone and where a sign island of C2 Zone has been established within the P Zone, the sign shall be placed within the C2 Zone island.
    - The sign shall be placed at right angles to the lot line abutting the street if located across the street from an A or R Zone.
    - Maximum dimension is 15' and maximum overall height is 30'.
    - Maximum area shall be
      - .25 square feet for each foot of frontage for the first 100'.
      - .50 square feet for each foot of frontage beyond the initial 100' and up to a total of 200' of frontage.
      - .75 square feet for each foot of frontage beyond 200' and up to a total of 300' of frontage.
      - No sign shall exceed 150 square feet in area.

### **CR Zone** (L.A.M.C. Section 12.12.2)

- No sign for a pharmacy or a restaurant is visible from the outside of the building.
- Signs shall be attached to a building, facing, and parallel to the front lot line or facing a side street lot line if maximum 50' from the principal street (Monument, pole, information or projecting signs are not permitted).
- No portion of any sign shall project more than 12" beyond the wall of the building.

### **C1 & C1.5 Zone** (L.A.M.C. Section 12.13)

- Signs shall be attached to a building (Monument, pole or information signs are not permitted).
- Signs shall not project more than 2' beyond the wall of the building.

## C2 Zone and Less Restrictive (L.A.M.C. Section 12.14)

- Signs per L.A.M.C. Section 14.4 et seq. and subject to the limitations found therein.

## PERMIT REQUIREMENTS (L.A.B.C. Sections 101.5, 6201 & 6216 & L.A.M.C. Section 12.23C3)

A permit is required for:

- New sign
- Alterations to an existing sign
- Removal of an existing sign
- Sign within a mall
- Temporary sign, pennant, banner, ribbon, streamer or spinner

A permit is NOT required for:

- Signs not exceeding 20 square feet in area, placed upon the surface of the ground, no part of which extends more than 6'6" above the ground, which have no mechanical or moving parts or with no electricity or other source of illumination or power. Such signs shall be separated from each other a minimum of 15'.
- Boards or signs used exclusively to display official notices issued by any court or public officer in performance of a public duty or by a private person giving a legal notice.
- Change or replacement of a copy (i.e. non-structural "face change").  
NOTE: If the sign cabinet is removed, a permit and full compliance to current codes will be required.
- Temporary signs containing a political, ideological, or other noncommercial message (an electrical permit will be required if the sign is illuminated).

## PERMIT PROCESS

1. Complete a "B" Building Permit Application and obtain a sign pre-inspection (SPI) per item 3 below for each proposed sign or demolition of an existing sign.

EXCEPTION: one application and SPI may be used for the following:

- Information and directional signs on the same lot
- Removal of existing wall signs and installation of proposed wall signs on the same building
- Window signs on the same building

2. Provide fully dimensioned and detailed plans.

- Plot plan showing:
  - i. Lot dimensions
  - ii. Location and dimensions of all buildings
  - iii. Size, location, and type of each proposed sign
  - iv. Size, location, and type of all existing signs on the lot

EXCEPTION: show the area of the tenant wall signs and the width of the exterior tenant space for multi-tenant buildings.

Elevations showing the height and size of the proposed sign

3. Obtain a Sign Pre-Inspection (SPI) with a maximum 8 ½"x11" size plan for each sign proposed or to be altered or demolished.

Note: an SPI is required for a temporary sign on a temporary construction wall or on a solid wood fence around a vacant lot.

EXCEPTION: an SPI is not required for: (L.A.M.C. Section 14.4.6)

- Interior signs within a covered mall
- Wall signs (non-digital) more than 2000' from a freeway
- Wall signs (non-digital) within 2000' from a freeway meeting items i or ii below:
  - i. Identification sign with a maximum area of 50 square feet, or total area of all wall signs not to exceed 5% of the area of the side of the building facing the freeway, whichever is greater.
  - ii. Total sign area of wall signs does not exceed 100 square feet and any one sign does not exceed 50 square feet.

4. Provide structural plans and calculations stamped and signed by a licensed engineer or architect showing the following:

- Construction materials
- Foundation and connection details for a freestanding sign
- Method of attachment to the existing building

EXCEPTION: Plans and calculations by a licensed engineer or architect are not required for a wall sign less than 100 square feet or for a projecting sign if in compliance with L.A.B.C. Sections 6211 and 6212, except if attached to a URM building.

5. Obtain a plan check review and permit issuance by visiting an LADBS permitting office.
  - Off-site signs are only processed at the Metro Office of LADBS.
  - Supergraphic signs are only permitted under specific circumstances and are only processed at the Metro Office of LADBS.
  - Permits for illuminated signs are only issued to a licensed C10 electrical contractor or C45 electrical sign contractor.

## DEFINITIONS AND PROVISIONS

### Awning Sign (L.A.M.C. Section 14.4.19)

A sign on an awning, which is a roof like structure that serves as a shelter over a storefront, window, or door complying to the provisions of LABC Section 3202.

- The sign is limited to the valance portion only, parallel to the building face, and maximum 12" height.
- The sign shall not be installed on an awning with a valance height above 14' from the nearest sidewalk or edge of roadway grade to the top of the valance.
- The sign shall not be illuminated and the awning frame shall be non-combustible.
- A separate building permit is required for a new awning.

### **Digital Display** (L.A.M.C. Section 14.4.2)

A sign face, building face, and/or any building or structural component that displays still images, scrolling images, moving images, or flashing images, including video and animation, through the use of grid lights, cathode ray projections, light emitting diode displays, plasma screens, liquid crystal displays, fiber optics, or other electronic media or technology that is either independent of or attached to, integrated into, or projected onto a building or structural component, and that may be changed remotely through electronic means.

- A recorded affidavit with LADBS signed by the owner of the property is required.
- The affidavit is available at <http://www.ladbs.org/docs/default-source/forms/archive/building-2011/covenant-and-agreement-regarding-maintenance-of-on-site-digital-signs-pc-str-aff41.pdf>

### **Identification Sign** (L.A.M.C. Section 14.4.2)

A wall sign that is limited to a company logo, generic type of business, or the name of a business or building.

### **Illuminated Architectural Canopy Sign** (L.A.M.C. Sections 14.4.2 & 14.4.11)

An enclosed illuminated structure that is attached to the wall of a building with the face of the sign approximately parallel to the wall and with the message integrated into its surface.

- Height shall be minimum 8' above the sidewalk grade or edge of roadway grade nearest the sign and shall not extend above the top of the wall of the building.
- Location shall be minimum 4' from one corner of the building's street frontage and every 50' of the building frontage.
- Projection from the face of the building shall not exceed 3 feet.
- Area of all signs shall not exceed 2 square feet for each foot of street frontage, plus one square foot for each foot of building frontage.
- The combined sign area of illuminated architectural canopy, roof, and wall signs facing the same direction shall not exceed 2 square feet for each foot of street frontage, plus one square foot for each foot of building frontage.
- The combined sign area of illuminated architectural canopy, projecting, monument, wall, pole, roof, and window signs shall not exceed 4 square feet for each foot of street frontage.
- The sign shall bear the electric sign label of an approved testing agency with a re-inspection service.

### **Inflatable Device** (L.A.M.C. Sections 14.4.2 & 28.11)

A sign that is a cold air inflated object, which may be of various shapes, made of flexible fabric, resting on the ground or structure and equipped with a portable blower motor that provides a constant flow of air into the device.

- No portion of an inflatable device shall extend more than 5' above grade.

**Information Sign** (L.A.M.C. Sections 14.4.2 & 14.4.7)

A sign which is limited to a message giving directions, instructions, menus, selections or address numerals.

- Height shall not exceed 6'6" above the sidewalk or edge of roadway grade nearest the sign.
- Area shall not exceed 25 square feet.

**Interior Mall Sign** (L.A.B.C. Section 402.6.4)

A sign located within a covered mall and not primarily visible from the public way.

- Height shall not exceed 36", except if the sign is vertical, the sign shall not exceed 96" height and 36" width.
- Location shall be minimum 18" from adjacent tenants.
- Area shall not exceed 20% of the wall area facing the mall.
- All edges and the back of the sign shall be fully encased in metal.

**Marquee Sign** (L.A.M.C. Section 14.4.15; L.A.B.C. Section 6213)

A sign attached to the periphery of an approved marquee constructed entirely of metal or other noncombustible material and/or approved plastic and glass.

- The sign shall not extend beyond the perimeter of the periphery.
- The vertical dimension shall not be more than 8'.
- A separate building permit is required for a new marquee.

**Model Home Sign** (L.A.M.C. Section 12.22A.10(i))

A sign for a model dwelling for tract homes.

- One sign allowed per model.
- The area shall not exceed 12 square feet.
- Sign shall be used only for identification or directional purposes.
- Banners, posters, pennants, ribbons, streamers, string of light bulbs, spinners, or other similar moving devices are prohibited.

**Monument Sign** (L.A.M.C. Sections 14.4.2 & 14.4.8; L.A.B.C. Section 6209)

A sign that is erected directly upon the existing or artificially created grade or that is raised no more than 12" from grade to the bottom of the sign and has a horizontal dimension equal to or greater than its vertical dimension.

- Height shall be maximum 8' above sidewalk grade or edge of roadway grade nearest the sign.
- Location shall be at least 7.5' from interior lot lines and 15' from another monument, pole or projecting sign. Monument signs shall not project over the building line.
- Area of all monument signs shall not exceed 1.5 square feet per foot of street frontage nor a maximum of 75 square feet for the sign face visible to the same direction of traffic.

- Combined sign area of monument, projecting, wall, illuminated architectural canopy, pole, roof, and window signs shall not exceed 4 square feet for each foot of street frontage.

## **Murals** (L.A.M.C. Sections 14.4.2 & 14.4.20)

### **Original Art Mural**

A one-of-a-kind, hand-painted, hand-tiled, or digitally printed image on the exterior wall of a building that does not contain any commercial message.

### **Public Art Installation**

A facility, amenity or project that does not contain any commercial message and which is either an “approved public arts project” as defined by Section 19.85.4 of the Los Angeles Administrative Code (L.A.A.C.) or approved pursuant to Section 91.107.4.6 of the L.A.M.C.

### **Vintage Original Art Mural**

An Original Art Mural that existed prior to the operative date of this definition.

- A commercial message is any message that advertises a business conducted, services rendered, or goods produced or sold.
- An Original Art Mural that conforms to the requirements of Section 22.119 of the L.A.A.C. is not considered a sign and is not subject to the provisions that regulate signs.
- Any “mural” that does not conform to the requirements of Section 22.119 of the L.A.A.C. shall be considered a sign and subject to all the provisions that regulate signs.
- A Public Art Installation registered pursuant to the requirements of Section 19.85.4 of the L.A.A.C. or the requirements of Section 91.107.4.6 of the L.A.M.C. is not a sign, but is subject to Section 14.4.4E and any other zoning and land use regulations in the L.A.M.C.
- A building permit is required for a new hand-tiled or digitally printed Original Art Mural or any Public Art Installation
- Approval from the Department of Cultural Affairs is required.
- A painted wall sign complying with all of the requirements applicable to a wall sign is not a mural.

### **Off-Site Sign** (L.A.M.C. Section 14.4.2)

A sign that displays any message directing attention to a business, product, service, profession, commodity, activity, event, person, institution or any other commercial message, which is generally conducted, sold, manufactured, produced, offered or occurs elsewhere than on the premises where the sign is located.

### **On-Site Sign** (L.A.M.C. Section 14.4.2)

A sign that is other than an off-site sign.

### **Pole Sign** (L.A.M.C. Sections 14.4.2 & 14.4.12; L.A.B.C. Section 6209)

A freestanding sign that is erected or affixed to one or two poles or posts, raised more than 12” from grade, and that does not meet the requirements of a monument sign.

- Street frontage shall be minimum 50’ and only one pole or projecting sign allowed for each 200’ or fraction of street frontage.

- Height shall be maximum 25' for 50' of street frontage, maximum 35' for street frontage of 50'-100', and maximum 42' for more than 100' of street frontage. Height is measured from the nearest sidewalk or edge of roadway grade to the top of the sign.
- Location shall be at least 10' from interior lot lines, except may be 5' on a corner or flag lot, and shall be minimum 15' from another pole, projecting, or monument sign.
- Area of all pole signs visible to the same direction of traffic shall not exceed 2 square feet per foot of street frontage, plus one square foot per each foot of building frontage.
- Maximum area of any one pole sign shall not exceed 400 square feet.
- Combined area of pole, projecting, monument, illuminated architectural canopy, wall, roof, and window signs shall not exceed 4 square feet per foot of street frontage.
- Maximum two poles shall be permitted and the cross sectional dimension of a pole shall not exceed 10% of the overall height of the sign.
- Projection over the building line shall comply with Diagram A.

### **Projecting Sign** (L.A.M.C. Sections 14.4.2 & 14.4.9; L.A.B.C. Section 6212)

A sign, other than a wall sign, that is attached to a building and projects outward with one or more sign faces approximately perpendicular to the face of the building.

- Street frontage shall be minimum 50' and only one projecting or pole sign allowed for each 200' or fraction of street frontage.
- Height shall be minimum 8' above sidewalk grade or edge of roadway grade nearest the sign and shall not extend above the top of the wall.
- Location shall be at least 7.5' from interior lot lines and minimum 15' from another projecting, pole or monument sign.
- Area of all projecting signs visible to the same direction of traffic shall not exceed 25 square feet plus 1.5 square feet per foot of street frontage up to a maximum of 300 square feet.
- Combined area of projecting, wall, monument, illuminated architectural canopy, pole, roof, and window signs shall not exceed 4 square feet per foot of street frontage.
- Projection over the building line shall comply with Diagram A. Signs located above a 16' height and on a lot having a street frontage greater than 50', projections may vary linearly from 5' at 50' to 8' at 100' of street frontage.

### **Revolving/Rotating Signs** (L.A.M.C. Section 14.4.4 B.4)

The rotation of the sign shall not be greater than 6 revolutions per minute.

- Separate submittal for an electrical permit is required.

### **Roof Sign** (L.A.M.C. Sections 14.4.2 & 14.4.13; L.A.B.C. Section 6210)

A sign erected upon a roof of a building, where the roof slopes downward toward and extends to or over the top of an exterior wall.

- Signs shall be permitted only when placed upon a roof that slopes downward toward and extends to or over the top of an exterior wall.
- Top of the roof sign shall be at least 2' below the ridge of the roof.
- Location shall be at least 10' from interior lot lines, 2' from the edge of the roof, and the sign face shall be approximately parallel to the face of the building.
- Area shall not exceed 2 square feet per foot of street frontage, plus one square foot per



- foot of building frontage.
- Combined area of roof, illuminated architectural canopy, and wall signs facing the same direction shall not exceed 2 square feet per foot of street frontage plus one square foot per foot of building frontage.
- Combined area of roof, wall, projecting, monument, illuminated architectural canopy, pole, and window signs shall not exceed 4 square feet per foot of street frontage.
- Maximum area of any one roof sign shall not exceed 300 square feet.

**Sign** (L.A.M.C. Section 14.4.2)

Any whole or part of a display board, wall, screen, object, used to announce, declare, demonstrate, display or otherwise present a message and attract the attention of the public.

**Sign Area** (L.A.M.C. Section 14.4.2)

An area circumscribed by the smallest geometric shape created with a maximum of eight straight lines, which will enclose all words, letters, figures, symbols, designs and pictures, together with all framing, background material, colored or illuminated areas and attention attracting devices, forming an integral part of an individual message.

**Supergraphic Sign** (L.A.M.C. Section 14.4.2)

A sign, consisting of an image projected onto a wall or printed on vinyl, mesh or other material with or without written text, supported and attached to a wall by an adhesive and/or by using stranded cable and eye-bolts and/or other materials or methods, and which does not comply with L.A.M.C. Sections 14.4.10, 14.4.16, 14.4.17, 14.4.18 and/or 14.4.20.

**Temporary Sign** (L.A.M.C. Sections 14.4.2 & 14.4.16)

Any sign that is to be maintained for a limited duration, not to exceed 30 days, including paper signs and other signs that are not permanently affixed to the ground or building.

- Sign shall be removed within 30 days of installation and shall not be reinstalled for a period of 30 days of the date of removal of the previous sign.
- The installation of temporary signs shall not exceed a total of 90 days in any calendar year.
- Combined sign area of all temporary signs shall not exceed 2 square feet for each foot of street frontage.
- Combined sign area of all temporary signs placed upon a window and any other window signs shall not exceed 10% of the window area.
- Signs made of cloth shall be attached with stranded cable of 1/16" minimum diameter and if exceeding 100 square feet, shall be flame proofed.

**Temporary Sign on a Temporary Construction Wall** (L.A.M.C. Sections 14.4.2 & 14.4.17; L.A.B.C. Section 6201)

A sign on a wooden fence or barrier that provides protection for pedestrians and is erected and maintained on the perimeter of a construction or demolition site with no other operational business onsite.

- A \$10,000 bond is required to be posted with LADBS prior to the issuance of the permit.
- Within 10 days of the permit issuance, the applicant shall provide written notification to the Office of Community Beautification of the Department of Public Works and the Council

District Office of the name and address of the applicant, the property address where the sign will be placed, and a copy of the applicant's contract with the property owner to post a sign at the specified location.

- Time limit for a vacant lot is a maximum one year. An additional permit may be granted a with written consent from the Director of the Office of Community Beautification.
- Time limit for a construction site is for as long as the building permits associated with the construction site remain in effect or for a period of two years, whichever is less.
- Height shall not exceed 8' and shall not extend above the top of the wall or fence.
- Location of signs or groups of signs of 250 square feet maximum shall be minimum 10' from any other temporary sign.
- Combined area of all temporary signs shall not exceed 8 square feet per foot of street frontage.
- Area of any one sign shall not exceed 250 square feet.
- Signs placed on temporary construction walls and/or solid wood fences surrounding vacant lots are limited to lots in a commercial or industrial zone.
- Signs shall not be placed on non-required construction walls or fences, as determined by LADBS.

**Wall Sign** (L.A.M.C. Sections 14.4.2 & 14.4.10; L.A.B.C. Section 6211)

Any sign attached to, painted on or erected against the wall of a building or structure, with the exposed face of the sign in a plane approximately parallel to the plane of the wall.

- Height shall not extend above the top of the wall of the building. Sign shall not project more than 24" from the face of the building and shall not project over the building line greater than that permitted in Diagram A.
- Location shall be minimum 5' from an interior lot line and if facing the rear lot line and within 30' of an R3 or more restrictive zone, shall not be illuminated. Sign shall not be placed on a fence or freestanding wall.
- Area of all wall signs facing a street shall not exceed 2 square feet for each foot of street frontage, plus one square foot for each foot of building frontage for a single story building.
- For buildings more than one story in height, the area of all walls signs shall not exceed that permitted for a single story by more than 10% for each additional story, with a maximum increase of 50% of that permitted for a single story building. Channel letter signs are allowed a 20% increase in area provided there is no change in the background color.
- Combined area of illuminated architectural canopy, roof, and wall signs facing the same direction shall not exceed 2 square feet per foot of street frontage, plus one square foot per foot of building frontage.
- Combined area of wall, projecting, monument, illuminated architectural canopy, pole, roof, and window signs shall not exceed 4 square feet per foot of street frontage.
- A message on the edge of a wall sign shall be regulated as a projecting sign.
- Signs located over 100' above grade shall be identification signs and shall comprise a maximum of 80% of the building width and a maximum of 5% of the wall area.
- In lieu of a complete sign inventory for the lot and compliance with the above area limits, the total area of all wall signs for an individual tenant space shall not exceed 3 square feet per foot of exterior tenant space frontage.
- Projection over the building line shall comply with Diagram A.

### **Window Sign** (L.A.M.C. Sections 14.4.2 & 14.4.14)

Any sign attached to, affixed to, leaning against, or within 6 feet of a window or door and visible from the outside of a building.

- Area of all window signs shall not exceed 10% of the area of the window.
- Combined area of wall, projecting, monument, illuminated architectural canopy, pole, roof, and window signs shall not exceed 4 square foot per foot of street frontage.

### **PROHIBITED SIGNS** (L.A.M.C. Sections 12.22A23, 12.22A28, 14.4.4 B & 12.05A)

- Pole, projecting or roof signs are not allowed in a Mini-Shopping Center or Commercial Corner Development without first obtaining a conditional use permit from the Department of City Planning; Monument and information signs shall only be located within landscape-planted areas.
- Pole and projecting signs for an automotive use are not allowed without first obtaining a conditional use permit from the Department of City Planning; Monument and information signs shall only be located within landscape-planted areas.
- Contain obscene matters, as defined in Section 311 of the Penal Code of the State of California.
- Posters, pennants, banners, ribbons, streamers or spinners, except as permitted by section 14.4.16 and 14.4.17 of the LAMC.
- Flashing, mechanical and strobe lights in conflict with the provisions of Section 80.08.4 and 93.0107 of the LAMC.
- Revolving, where all or any portion rotate at greater than six revolutions per minute.
- Tacked, pasted or otherwise temporarily affixed on the walls of buildings, barns, sheds, trees, poles, posts or fences, except as permitted by section 14.4.16 and 14.4.17 of the LAMC.
- Affixed to any vehicle or trailer on private property if the vehicle or trailer is not intended to be otherwise used in the business and the sole purpose is to attract people to a place of business.
- Emit audible sounds, odor or visible matter.
- Use human beings, live animals, animated figures, motion pictures or slide projectors in connection with any sign.
- Supergraphics, unless permitted pursuant to a specific plan, supplemental use district or an approved development agreement.
- Inflatable device, except when specifically permitted pursuant to a legally adopted specific plan, supplemental use district or an approved development agreement.

### **PROHIBITED LOCATIONS**

#### **Alley** (L.A.M.C. Section 14.4.4C)

No sign or sign support structure shall project into any public alley. A 6" maximum projection above a height of 14' is permitted with approval from the Bureau of Engineering. A lot line adjoining an alley is not an interior lot line for purposes of sign locations.

**Airport Hazard Area** (L.A.M.C. Section 12.50)

Signage in an airport hazard area is limited in accordance with the Airport Hazard Area Map and subject to approval from the Federal Aviation Administration.

**Building Line, Required Yard or Other Open Space** (L.A.M.C. Sections 12.22 C.20(j) & 12.32R5)

The total area of all signs located in any required yard, building line, passageway or other open space shall not exceed 12 square feet and the maximum height shall comply to 12.22 C. 20 (f).

**Edge of Roadway** (L.A.M.C. Section 14.4.4 C.4)

No sign or sign support structure shall be located within 2' of the curb or edge of any roadway.

**Exit or required opening** (L.A.B.C. Section 6203)

No sign shall obstruct any fire escape, window, door or opening used as a means of egress or required for ventilation and no sign shall be attached to a fire escape.

**Overhead electrical conductors** (L.A.M.C. Section 14.4.4 C.2)

No sign or sign support structure shall be located less than 6' horizontally or 12' vertically from overhead electrical conductors.

**Public Way** (L.A.M.C. Section 3201.3)

No sign or sign support structure shall project into any public way unless approved by the Bureau of Engineering.

**Visibility Triangle** (L.A.M.C. Section 14.4.4 C.3)

No sign or sign support structure shall be erected in a visibility triangle as defined by L.A.M.C. Sections 12.21 C.7 and 62.200.

**MATERIALS USED** (L.A.B.C. Sections 6207, 6209-6213 & 7204)

- Marquee, projecting, roof, pole signs greater than 35' height, and walls signs greater than 40 square feet shall be constructed entirely of metal or other approved noncombustible material.
- Roof and wall signs may use wood and approved plastic for moldings, cappings, nailing blocks, letters, and display surface material.
- Marquee signs may use approved plastic and glass.
- Individual plastic facings of electric signs shall not exceed 200 square feet in area.
- The use of approved plastics in Fire District Number 1 is permitted provided the structure of the sign in which the plastic is mounted or installed is noncombustible.

---

## **ALTERATIONS/ADDITIONS (L.A.B.C. Section 6216)**

Alterations or repairs may be of the same type of construction as the existing sign or sign support structure provided:

- i. The aggregate value of the work in any one year does not exceed 10% of the replacement cost of the sign and the sign support structure; and
- ii. There is no increase in sign area or height and no change in the location or orientation of the sign.

Alterations or repairs in excess of 10% of the replacement cost of the sign and sign support structure may be made provided:

- i. The cost of the work does not exceed 50% of the replacement cost of the sign and sign support structure; and
- ii. There is no increase in sign area or height and no change in the location or orientation of the sign; and
- iii. New construction shall be as required for a new sign.

Alterations or repairs that exceed 50% of the replacement cost of the sign and sign support structure shall fully comply with all requirements of the code.

Additions or alterations that increase the sign area or height or which change the location or orientation of the sign shall fully comply with all requirements of the code.

## **HAZARD TO TRAFFIC (L.A.M.C. SECTIONS 14.4.5 & 14.4.6)**

### **Prohibition**

No sign or sign support structure shall be erected, constructed, painted or maintained, and no permit shall be issued, if the sign or sign support structure, because of its location, size, nature, or type, constitutes a hazard to the safe and efficient operation of vehicles upon a street or a freeway, or which creates a condition that endangers the safety of persons or property. Signs that are deemed to constitute a hazard by LADBS will be referred to the Department of Transportation for a final determination.

Any sign visible from and located within 500' of a freeway will require approval from the Department of Transportation prior to the issuance of the permit.

### **Freeway Exposure**

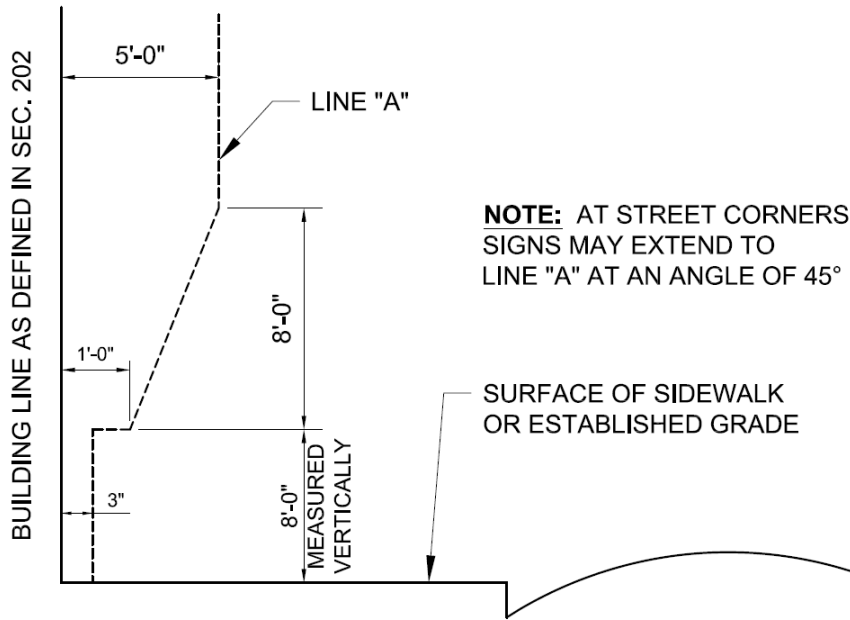
No sign or support structure within 2,000 feet of a freeway is permitted if viewed primarily from a main traveled roadway of a freeway or an on-ramp/off-ramp, as determined by LADBS. "Viewed primarily from" shall mean that the message may be seen with reasonable clarity for a greater distance by a person traveling on the main traveled roadway of a freeway or on-ramp/off-ramp than by a person traveling on the street adjacent to the sign.

EXCEPTION: Wall signs (non-digital) with no moving parts or lights complying with items 1 or 2 below.

1. Identification signs identifying the building where the sign is located, provided the area of the sign is maximum 50 square feet or the total area of all wall signs does not exceed 5% of the area of the side of the building which faces primarily to the freeway, whichever is greater.
2. Wall signs limited to the name of any person, firm or corporation occupying the building, or the type of business, services rendered, or the name of any product manufactured or sold on the premises. The total area of all wall signs is maximum 100 square feet and any one sign is maximum 50 square feet.

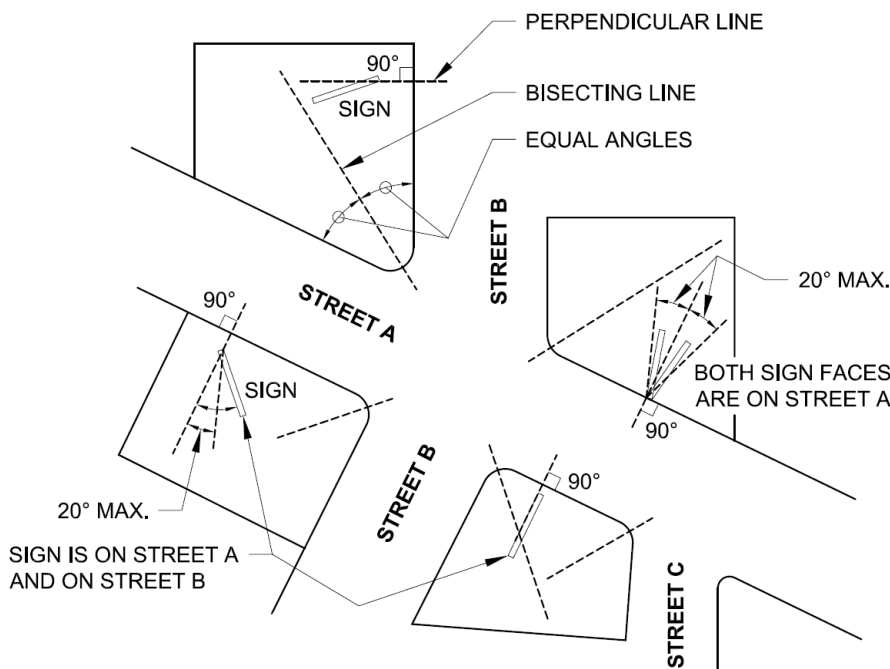
## DIAGRAMS

### Projection Over Property Line (L.A.M.C. Section 14.4 Diagram A)



Clear Height Under the Sign	Allowable Projection
< 8'	0'-3"
8'	1'-0"
9'	1'-6"
10'	2'-0"
11'	2'-6"
12'	3'-0"
13'	3'-6"
14'	4'-0"
15'	4'-6"
16'	5'-0"
> 16'	5'-0"

### Street Frontage (L.A.M.C. Section 14.4 Diagram C)

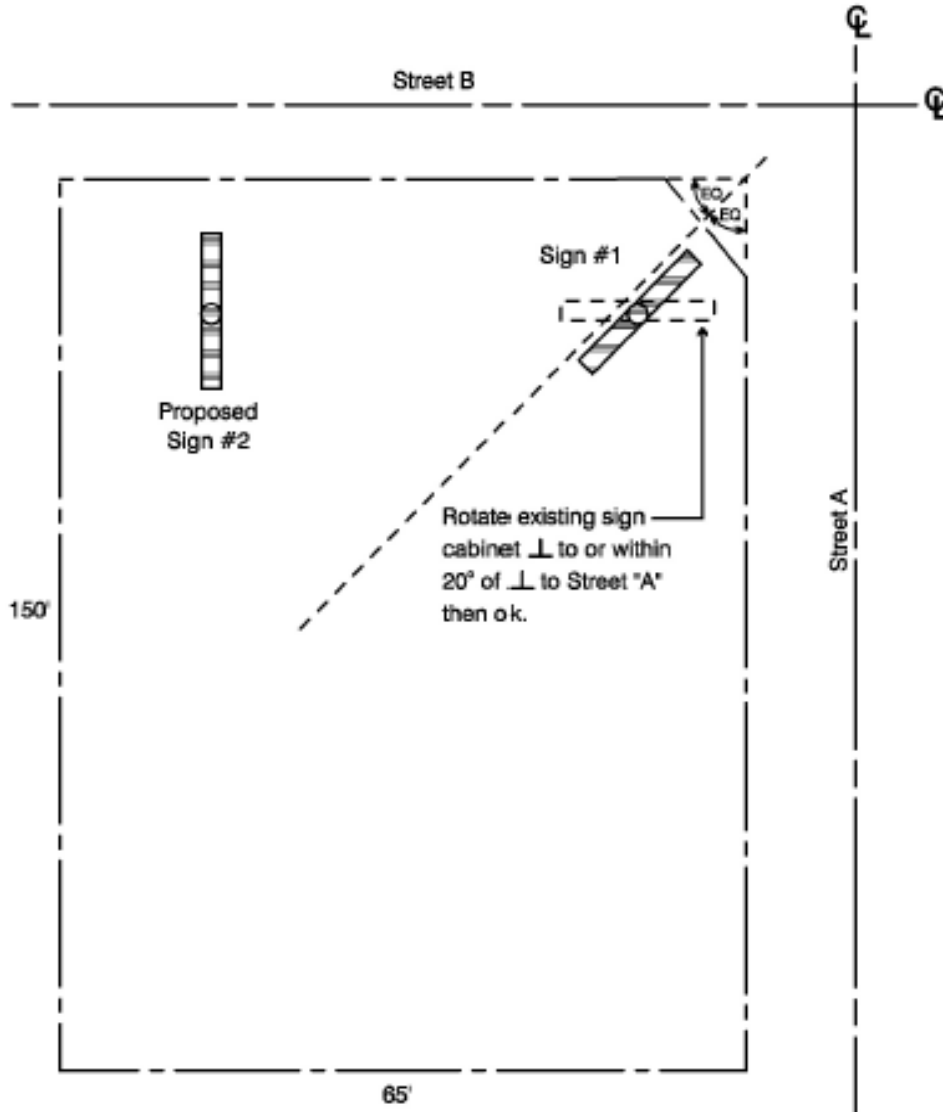


## ILLUSTRATIONS

### Multiple Pole Signs

Q: Can pole sign #2 be installed on the lot below?

A: No. As shown, only one pole sign may be installed on the lot because of the location of the existing pole sign #1 (unless frontage of Street "B" is > 200'). However, if pole sign #1 was rotated to face only Street "A", then proposed pole sign #2 can be installed on Street "B" (with frontage of Street "B" be 50' min).





**Sign Location on Corner Lot - Frontage**

Q: Which street would the signs shown below front on?

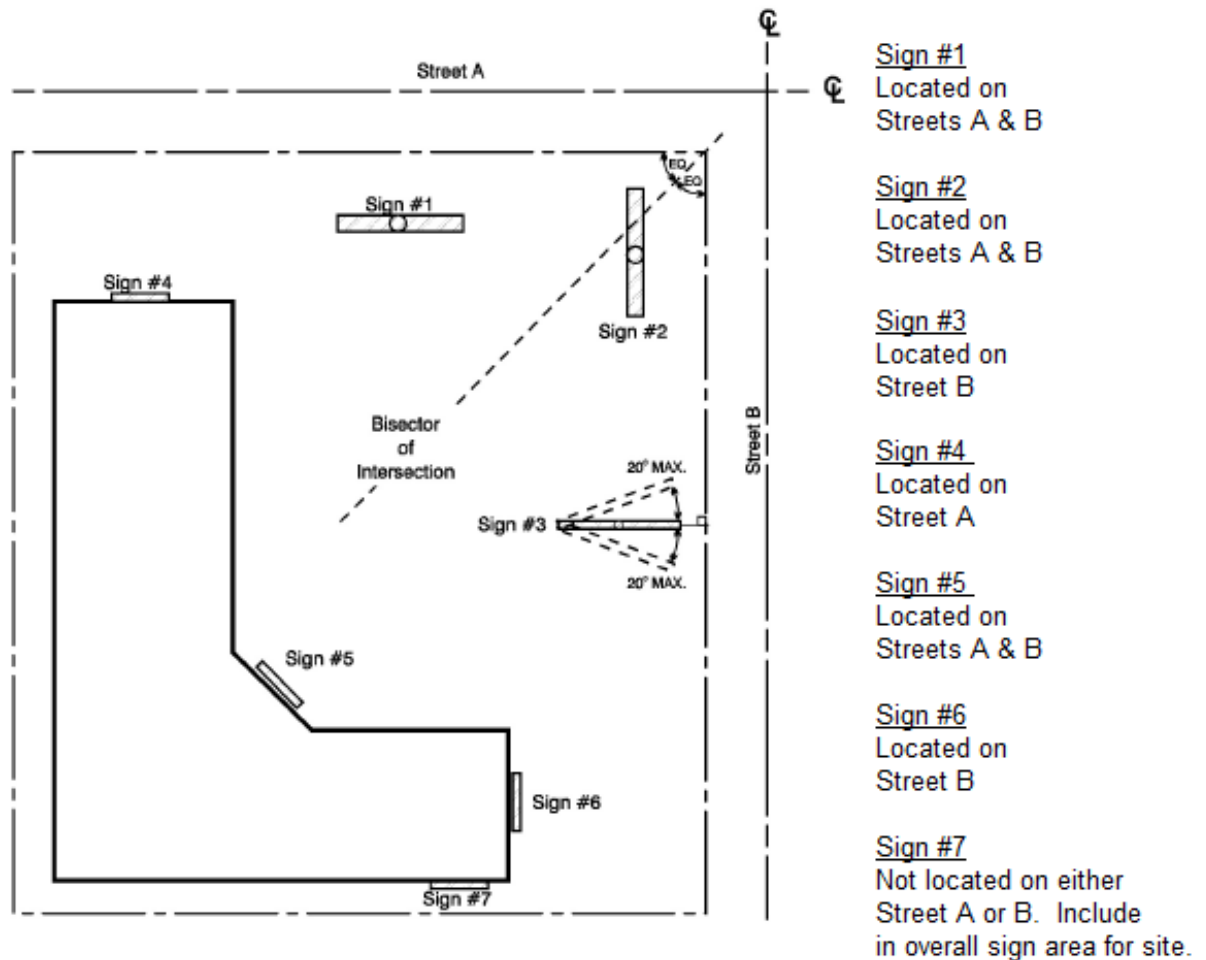
A: A sign shall be considered as “located” on a given street if the following are true:

Sign Structures:

- (1) The sign is located on the street side of the bisector as measured at the intersection, and
- (2) Is within 20° of being perpendicular to the street.

Wall Signs:

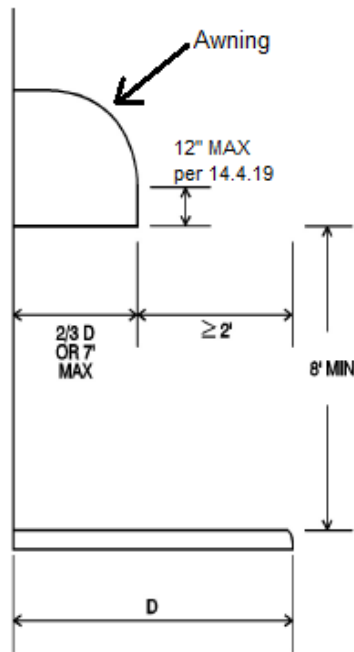
- (1) Parallel or approximately parallel and visible to the street.



## Awning Signs

Q: What is the maximum size of an awning sign?

A: A sign may be installed only on the valance of an awning. Awning signs are limited to a maximum of 12 inches in height. Signs are not permitted on awnings with a valance higher than 14 feet to grade. All awning signs are to be non-illuminated.



Awning Sign permit required for sign.

A separate Building permit is required for the awning if it's not existing.

