

## ACCESSIBILITY DETAILS FOR PARKING

### WHERE ACCESSIBLE PARKING IS REQUIRED.

Where parking spaces are provided, parking spaces shall be provided in accordance with *Section 11B-208*.

**Exception:** Parking spaces used exclusively for buses, trucks, other delivery vehicles, or vehicular impound shall not be required to comply with *Section 11B-208* provided that lots accessed by the public are provided with a passenger drop-off and loading zone complying with *Section 11B-503*.

**Minimum number.** Parking spaces complying with *Section 11B-502* shall be provided in accordance with Table 11B-208.2 except as required by *Sections 11B-208.2.1, 11B-208.2.2, and 11B-208.2.3*. Where more than one parking facility is provided on a site, the number of accessible spaces provided on the site shall be calculated according to the number of spaces required for each parking facility.

**Hospital outpatient facilities.** Ten percent of patient and visitor parking spaces provided to serve hospital outpatient facilities, *and free-standing buildings providing outpatient clinical services of a hospital*, shall comply with *Section 11B-502*.

**Rehabilitation facilities and outpatient physical therapy facilities.** Twenty percent of patient and visitor parking spaces provided to serve rehabilitation facilities specializing in treating conditions that affect mobility and outpatient physical therapy facilities shall comply with *Section 11B-502*.

**Residential facilities.** Parking spaces provided to serve residential facilities shall comply with *Section 11B-208.2.3*.

**Parking for guests, employees, and other non-residents.** Where parking spaces are provided for persons other than residents, parking shall be provided in accordance with Table 11B-208.2.

**Requests for accessible parking spaces.** When assigned parking is provided, designated accessible parking for the adaptable residential dwelling units shall be provided on requests of residents with disabilities on the same terms and with the full range of choices (e.g., off-street parking, carport or garage) that are available to other residents.

**Van parking spaces.** For every six or fraction of six parking spaces required by *Section 11B-208.2* to comply with *Section 11B-502*, at least one shall be a van parking space complying with *Section 11B-502*.

**Location.** Parking facilities shall comply with *Section 11B-208.3*.

**General.** Parking spaces complying with *Section 11B-502* that serve a particular building or facility shall be located on the shortest accessible route from parking to an entrance complying with *Section 11B-206.4*. Where parking serves more than one accessible entrance, parking spaces complying with *Section 11B-502* shall be dispersed and located on the shortest accessible route to the accessible entrances. In parking facilities that do not serve a particular building or facility, parking spaces complying with *Section 11B-502* shall be located on the shortest accessible route to an accessible pedestrian entrance of the parking facility.

**Exceptions:**

1. All van parking spaces shall be permitted to be grouped on one level within a multi-story parking facility.
2. Parking spaces shall be permitted to be located in different parking facilities if substantially equivalent or greater accessibility is provided in terms of distance from an accessible entrance or entrances, parking fee, and user convenience.

TOTAL NUMBER OF PARKING SPACES PROVIDED IN PARKING FACILITY	MINIMUM NUMBER OF REQUIRED ACCESSIBLE PARKING SPACES
1 to 25	1
26 to 50	2
51 to 75	3
76 to 100	4
101 to 150	5
151 to 200	6
201 to 300	7
301 to 400	8
401 to 500	9
501 to 1000	2 percent of total
1001 and over	20, plus 1 for each 100, or fraction thereof, over 1000

**TABLE 11B-208.2 PARKING SPACES**

**PASSENGER DROP-OFF AND LOADING ZONES**

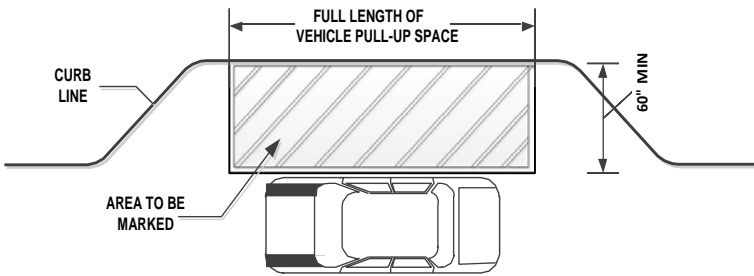
**General.** Passenger drop-off and loading zones shall comply with Section 11B-503.

**Vehicle pull-up space.** Passenger drop-off and loading zones shall provide a vehicular pull-up space 96 inches wide minimum and 20 feet long minimum.

**Access aisle.** Passenger drop-off and loading zones shall provide access aisles complying with Section 11B-503 adjacent and parallel to the vehicle pull-up space. Access aisles shall adjoin an accessible route and shall not overlap the vehicular way.

**Valet parking.** Parking facilities that provide valet parking services shall provide at least one passenger loading zone complying with Section 11B-503. The parking requirements of Section 11B-208.1 apply to facilities with valet parking.

**Mechanical access parking garages.** Mechanical access parking garages shall provide at least one passenger loading zone complying with Section 11B-503 at vehicle drop-off and vehicle pick-up areas.



**FIGURE 11B-503.3 PASSENGER DROP-OFF AND LOADING ZONE ACCESS AISLE**

**Width.** Access aisles serving vehicle pull-up spaces shall be 60 inches wide minimum.

**Length.** Access aisles shall extend the full length of the vehicle pull-up spaces they serve.

**Marking.** Access aisles shall be marked with a painted borderline around their perimeter. The area within the borderlines shall be marked with hatched lines a maximum of 36 inches on center in a color contrasting with that of the aisle surface.

**Floor and ground surfaces.** Vehicle pull-up spaces and access aisles serving them shall comply with Section 11B-302. Access aisles shall be at the same level as the vehicle pull-up space they serve. Changes in level are not permitted.

**Exception:** Slopes not steeper than 1:48 shall be permitted.

**Vertical clearance.** Vehicle pull-up spaces, access aisles serving them, and a vehicular route from an entrance to the passenger loading zone and from the passenger drop-off and loading zone to a vehicular exit shall provide a vertical clearance of 114 inches minimum.

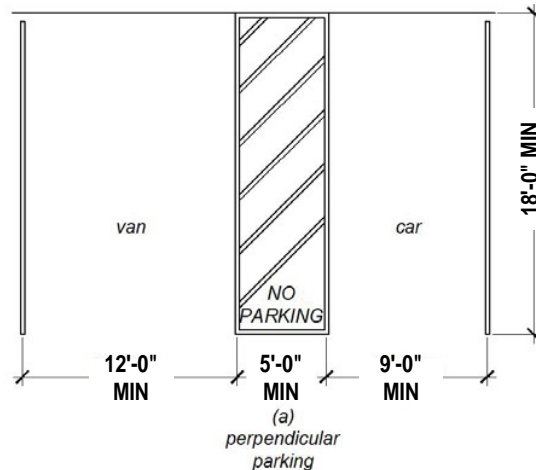
**Identification.** Each passenger loading zone designated for persons with disabilities shall be identified with a reflectorized sign complying with Section 11B-703.5. It shall be permanently posted immediately adjacent to and visible from the passenger loading zone stating "Passenger Loading Zone Only" and including the International Symbol of Accessibility complying with Section 11B-703.7.2.1 in white on a dark blue background.

**Medical care and long-term care facilities.** At least one passenger drop-off and loading zone complying with Section 11B-503 shall be provided at an accessible entrance to licensed medical care and licensed long-term care facilities where the period of stay may exceed twenty-four hours.

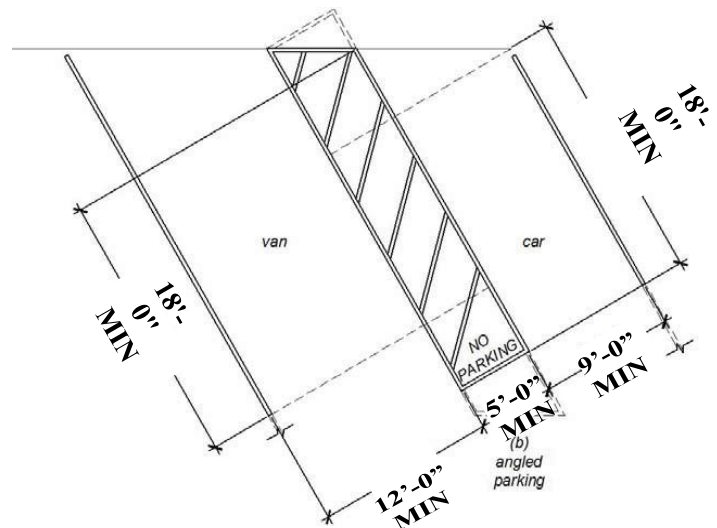
**PARKING SPACES**

**General.** Car and van parking spaces shall comply with Section 11B-502. Where parking spaces are marked with lines, width measurements of parking spaces and access aisles shall be made from the centerline of the markings.

**Exception:** Where parking spaces or access aisles are not adjacent to another parking space or access aisle, measurements shall be permitted to include the full width of the line defining the parking space or access aisle.



**(a) PERPENDICULAR PARKING**



**FIGURE 11B-502.2 VEHICLE PARKING SPACES**

**Vehicle spaces.** Car and van parking spaces shall be 216 inches (18 feet) long minimum. Car parking spaces shall be 108 inches (9 feet) wide minimum and van parking spaces shall be 144 inches (12 feet) wide minimum, shall be marked to define the width, and shall have an adjacent access aisle complying with Section 11B-502.3.

**Exception:** Van parking spaces shall be permitted to be 108 inches (9 feet) wide minimum where the access aisle is 96 inches (8 feet) wide minimum.

**Access aisle.** Access aisles serving parking spaces shall comply with Section 11B-502.3. Access aisles shall adjoin an accessible route. Two parking spaces shall be permitted to share a common access aisle.

**Width.** Access aisles serving car and van parking spaces shall be 60 inches (5 feet) wide minimum.

**Length.** Access aisles shall extend the full required length of the parking spaces they serve.

**Marking.** Access aisles shall be marked with a blue painted borderline around their perimeter. The area within the blue borderlines shall be marked with hatched lines a maximum of 36 inches (3 feet) on center in a color contrasting with that of the aisle surface, preferably blue or white. The words "NO PARKING" shall be painted on the surface within each access aisle in white letters a minimum of 12 inches (1 foot) in height and located to be visible from the adjacent vehicular way. Access aisle markings may extend beyond the minimum required length.

**Location.** Access aisles shall not overlap the vehicular way. Access aisles shall be permitted to be placed on either side of the parking space except for van parking spaces which shall have access aisles located on the passenger side of the parking spaces.

**Floor or ground surfaces.** Parking spaces and access aisles serving them shall comply with Section 11B-302. Access aisles shall be at the same level as the parking spaces they serve. Changes in level are not permitted.

**Exception:** Slopes not steeper than 1:48 shall be permitted.

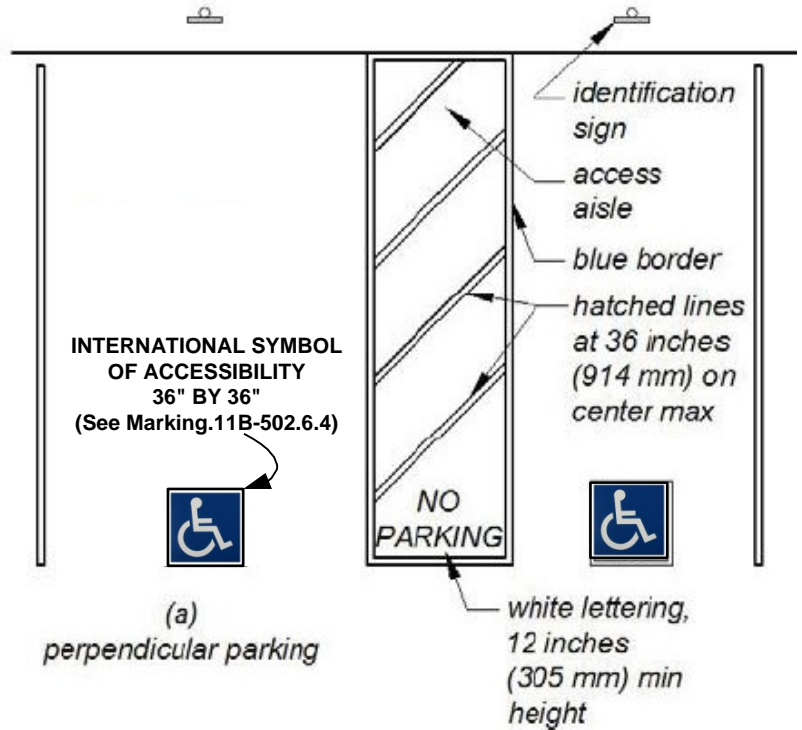
**Vertical clearance.** Parking spaces, access aisles and vehicular routes serving them shall provide a vertical clearance of 98 inches (2489 mm) minimum.

**Identification.** Parking space identification signs shall include the International Symbol of Accessibility complying with Section 11B-703.7.2.1. Signs identifying van parking spaces shall contain additional language or an additional sign with the designation "van accessible." Signs shall be 60 inches (5 feet) minimum above the finish floor or ground surface measured to the bottom of the sign.

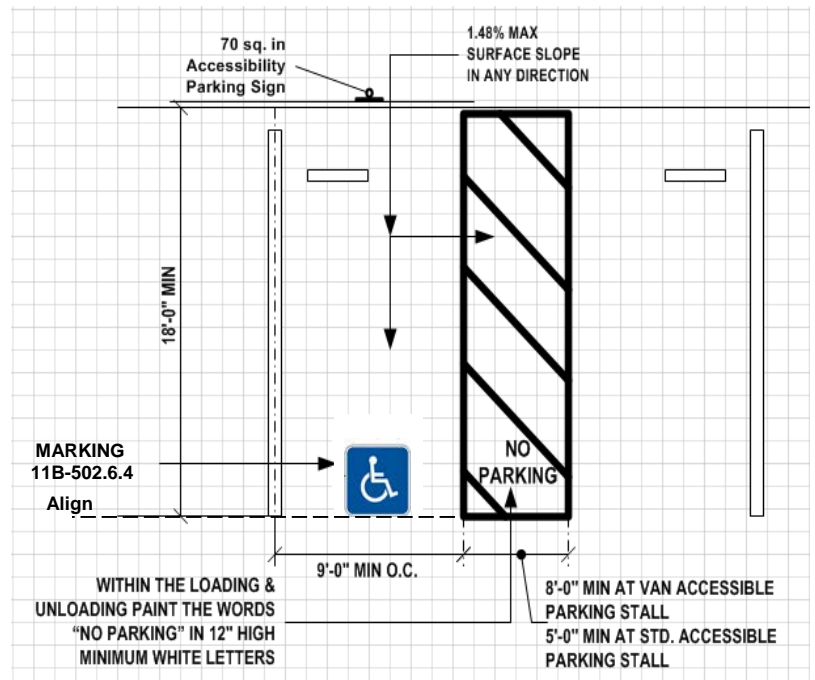
**Exception:** Signs located within an accessible route shall be a minimum of 80 inches (6 feet, 8 inches) above the finish floor or ground surface measured to the bottom of the sign.

**Finish and size.** Parking identification signs shall be reflectorized with a minimum area of 70 square inches.

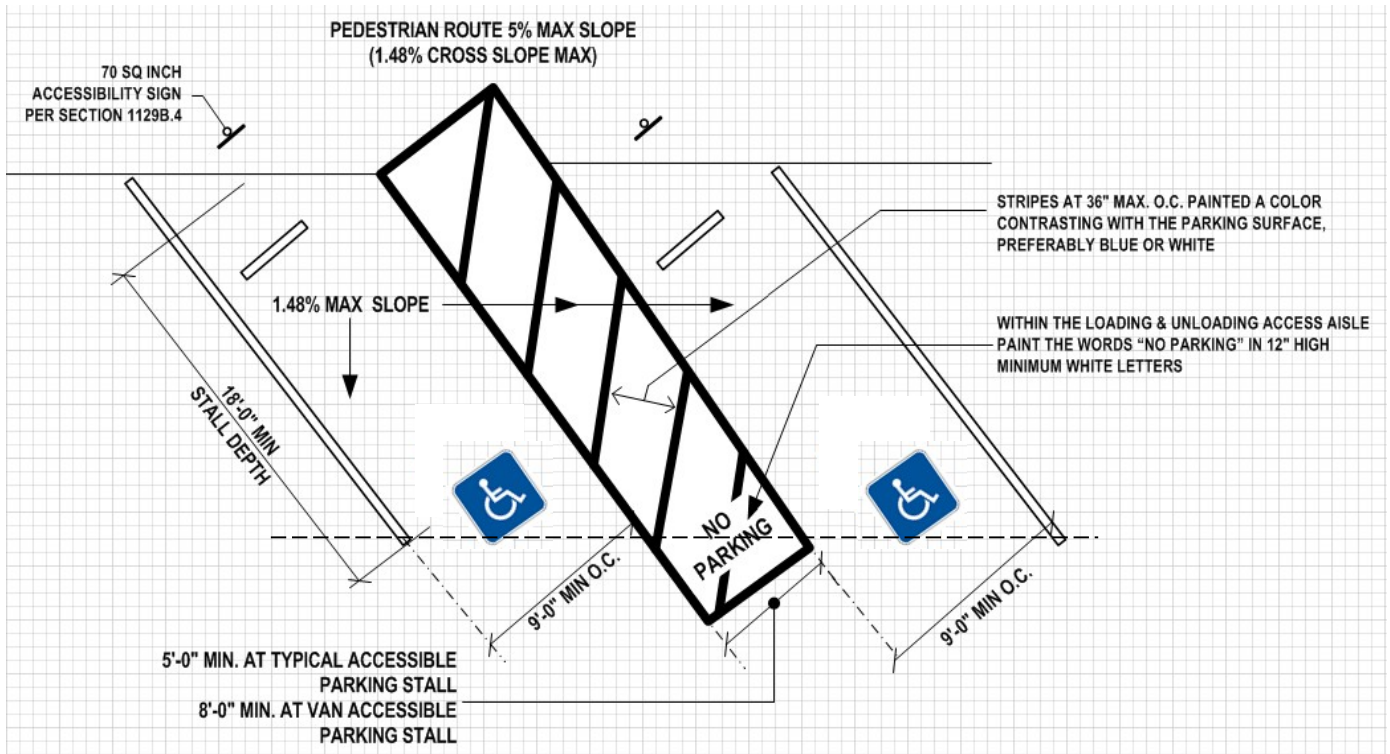
**Minimum fine.** Additional language or an additional sign below the International Symbol of Accessibility shall state "Minimum Fine \$250."



**FIGURE 11B-502.3.3**  
**PERPENDICULAR PARKING IDENTIFICATION**



**VAN PARKING SPACES SHALL BE PERMITTED TO BE 108 INCHES (9 FEET) WIDE MINIMUM WHERE THE ACCESS AISLE IS 96 INCHES (8 FEET) WIDE MINIMUM.**



**FIGURE 11B-502.3.3**  
**ANGLED PARKING IDENTIFICATION**

**Location.** A parking space identification sign shall be visible from each parking space. Signs shall be permanently posted either immediately adjacent to the parking space or within the projected parking space width at the head end of the parking space. Signs may also be permanently posted on a wall at the interior end of the parking space.

**Marking.** Each accessible car and van space shall have surface identification complying with either Sections 11B-502.6.4.1 or 11B-502.6.4.2.

The parking space shall be marked with an International Symbol of Accessibility complying with Section 11B-703.7.2.1 in white on a blue background a minimum 36 inches wide by 36 inches high. The centerline of the International Symbol of Accessibility shall be a maximum of 6 inches from the centerline of the parking space, its sides parallel to the length of the parking space and its lower corner at, or lower side aligned with, the end of the parking space length.

The parking space shall be outlined or painted blue and shall be marked with an International Symbol of Accessibility complying with Section 11B-703.7.2.1 a minimum 36 inches wide by 36 inches high in white or a suitable contrasting color. The centerline of the International Symbol of Accessibility shall be a maximum of 6 inches from the centerline of the parking space, its sides parallel to the length of the parking space and its lower corner at, or lower side aligned with, the end of the parking space.

**Relationship to accessible routes.** Parking spaces and access aisles shall be designed so that cars and vans, when parked, cannot obstruct the required clear width of adjacent accessible routes.

**11B-502.7.1 Arrangement.** Parking spaces and access aisles shall be designed so that persons using them are not required to travel behind parking spaces other than to pass behind the parking space in which they parked.

**11B-502.7.2 Wheel stops.** A curb or wheel stop shall be provided if required to prevent encroachment of vehicles over the required clear width of adjacent accessible routes.

**11B-502.8 Additional signage.** An additional sign shall be posted either;

- 1) In a conspicuous place at each entrance to an off-street parking facility or
- 2) Immediately adjacent to on-site accessible parking and visible from each parking space.

**11B-502.8.1 Size.** The additional sign shall not be less than 17 inches wide by 22 inches high.

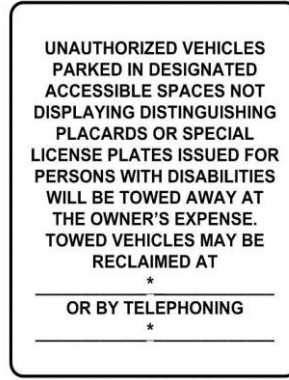
**11B-502.8.2 Lettering.** The additional sign shall clearly state in letters with a minimum height of 1 inch the following:  
**"Unauthorized vehicles parked in designated accessible spaces not displaying distinguishing placards or special license plates issued for persons with disabilities will be towed away at the owner's expense. Towed vehicles maybe reclaimed at: \_\_\_\_\_ or by telephoning \_\_\_\_\_."**  
 Blank spaces shall be filled in with appropriate information as a permanent part of the sign. (NOTE: **Towing Co.'s Name** and **Telephone Number** must be noted on the detail sheet/s on the plans).

THESE DIAGRAMS ILLUSTRATE THE SPECIFIC REQUIREMENTS OF THESE REGULATIONS AND ARE INTENDED ONLY AS AN AID FOR BUILDING DESIGN AND CONSTRUCTION

**ACCESSIBLE PARKING SIGN INSTALLED AT EACH SPACE**



REFLECTORIZED WITH MINIMUM AREA OF 70 SQ.IN.



THE ADDITIONAL "TOW-AWAY" SIGN SHALL BE 17" MIN. X 22" MIN. LETTERS SHALL HAVE A MINIMUM HEIGHT OF 1"

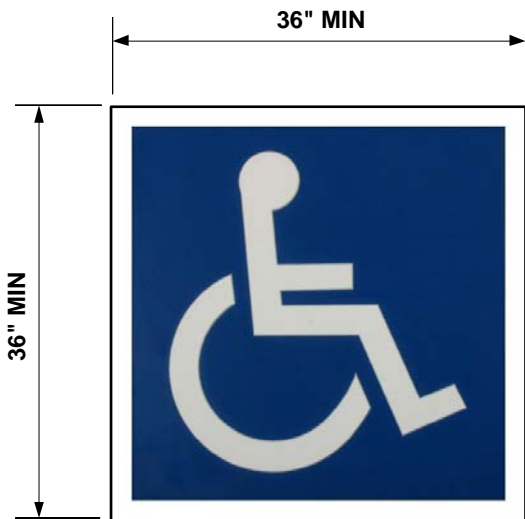

TOWING COMPANY'S NAME \* AND TELEPHONE NOS.\* MUST BE PROVIDED ON SIGN

WHERE APPLIES

NOTE: SIGNS LOCATED W/IN ACCESSIBLE ROUTE SHALL BE 80" MIN. A.F.F. OR ABOVE GROUND SURFACE. SIGNS MAY ALSO BE PERMANENTLY POSTED ON A WALL AT THE INTERIOR END OF THE PARKING SPACE.

60" MIN.

GROUND SURFACE FINISH LINE



## Electrical Vehicle Charging Stations

Electric vehicle charging stations (EVCS) shall comply with Section 11B-812 as required by Section 11B-228.3. Where vehicle spaces and access aisles are marked with lines, measurements shall be made from the centerline of the markings.

### Exception: 11B-812.1

**Operable parts** shall comply with Section 11B-309.

**Future installation of Electric Vehicle (EV) Chargers serving Covered MultiFamily Dwellings** shall be on accessible route per 1113A and shall be in compliance with section 1138A reach range requirements

**Floor or ground surfaces.** Vehicle spaces and access aisles serving them shall comply with Section 11B-302. Access aisles shall be at the same level as the vehicle space they serve. Changes in level, slopes exceeding 1:48, and detectable warnings shall not be permitted in vehicle spaces and access aisles.

**Vertical clearance.** Vehicle spaces, access aisles serving them, and vehicular routes serving them shall provide a vertical clearance of 98 inches (2489 mm) minimum. Where provided, overhead cable management systems shall not obstruct required vertical clearance.

### Accessible route to building or facility.

EVCS complying with Section 11B-812 that serve a particular building or facility shall be located on an accessible route to an entrance complying with Section 11B-206.4. Where EVCS do not serve a particular building or facility, EVCS complying with Section 11B-812 shall be located on an accessible route to an accessible pedestrian entrance of the EV charging facility.

### Exception: 11B-812.5.1

**Accessible route to EV charger.** An accessible route complying with Section 11B-402 shall connect the vehicle space and the EV charger which serves it.

**Relationship to accessible routes.** Vehicle spaces and access aisles shall be designed so that when the vehicle space is occupied the required clear width of adjacent accessible routes is not obstructed. A curb, wheel stop, bollards, or other barrier shall be provided if required to prevent encroachment of vehicles over the required clear width of adjacent accessible routes.

**Arrangement.** Vehicle spaces and access aisles shall be designed so that persons using them are not required to travel behind vehicle spaces or parking spaces other than the vehicle space in which their vehicle has been left to charge.

### Exceptions: 11B-812.5.4

**Obstructions.** EVCS shall be designed so accessible routes are not obstructed by cables or other elements.

**Vehicle spaces.** Vehicle spaces serving van accessible, standard accessible, ambulatory and drive-up EVCS shall be 216 inches (5486 mm) long minimum and shall comply with Sections 11B-812.6.1 through 11B-812.6.4 as applicable. All vehicle spaces shall be marked to define their width.

### Exceptions: 11B-812.6

**Van accessible.** Vehicle spaces serving van accessible EVCS shall be 144 inches (3658 mm) wide minimum and shall have an adjacent access aisle complying with Section 11B-812.7.

**Standard accessible.** Vehicle spaces serving standard accessible EVCS shall be 108 inches (2743 mm) wide minimum and shall have an adjacent access aisle complying with Section 11B-812.7.

**Ambulatory.** Vehicle spaces serving ambulatory EVCS shall be 120 inches (3048 mm) wide minimum and shall not be required to have an adjacent access aisle.

**Drive-up.** Vehicle spaces serving drive-up EVCS shall be 204 inches (5182 mm) wide minimum and shall not be required to have an adjacent access aisle.

**Access aisle.** Access aisles shall adjoin an accessible route. Two vehicle spaces shall be permitted to share a common access aisle. Access aisles shall be 60 inches (1524 mm) wide minimum and shall extend the full required length of the vehicle spaces they serve.

**Location.** Access aisles at vehicle spaces shall not overlap the vehicular way and may be placed on either side of the vehicle space they serve except for van accessible spaces which shall have access aisles located on the passenger side of the vehicle spaces.

**Marking.** Access aisles at vehicle spaces shall be marked with a painted borderline around their perimeter. The area within the borderlines shall be marked with hatched lines a maximum of 36 inches (914 mm) on center. The color of the borderlines, hatched lines, and letters shall contrast with that of the surface of the access aisle. The blue color required for identification of access aisles for accessible parking shall not be used. Access aisle markings may extend beyond the minimum required length.

**Lettering.** The words "NO PARKING" shall be painted on the surface within each access aisle in letters a minimum of 12 inches (305 mm) in height and located to be visible from the adjacent vehicular way.

**Identification signs.** EVCS identification signs shall be provided in compliance with Section 11B-812.8.

**Four or fewer.** Where four or fewer total EVCS are provided, identification with an International Symbol of Accessibility (ISA) and sign identifying van accessible spaces shall not be required.

**Five to twenty-five.** Where five to twenty-five total EVCS are provided, one van accessible EVCS shall be identified by an ISA complying with Section 11B-703.7.2.1. The required standard accessible EVCS shall not be required to be identified with an ISA.

**Twenty-six or more.** Where twenty-six or more total EVCS are provided, all required van accessible and all required standard accessible EVCS shall be identified by an ISA complying with Section 11B-703.7.2.1.

**Ambulatory.** Ambulatory EVCS shall not be required to be identified by an ISA.

**Drive-up.** Drive-up EVCS shall not be required to be identified by an ISA.

**Finish and size.** Identification signs shall be reflectorized with a minimum area of 70 square inches (45 161 mm<sup>2</sup>).

**Location.** Required identification signs shall be visible from the EVCS it serves. Signs shall be permanently posted either immediately adjacent to the vehicle space or within the projected vehicle space width at the head end of the vehicle space. Signs identifying van accessible vehicle spaces shall contain the designation "van accessible." Signs shall be 60 inches (1525 mm) minimum above the finish floor or ground surface measured to the bottom of the sign. Signs located within an accessible route shall be 80 inches (2032 mm) minimum above the finish floor or ground surface measured to the bottom of the sign. Signs may also be permanently posted on a wall at the interior end of the vehicle space.

**Surface marking.** EVCS vehicle spaces shall provide surface marking stating "EV CHARGING ONLY" in letters 12 inches (305 mm) high minimum. The centerline of the text shall be a maximum of 6 inches (152 mm) from the centerline of the vehicle space and its lower corner at, or lower side aligned with, the end of the parking space length.

THESE DIAGRAMS ILLUSTRATE THE SPECIFIC REQUIREMENTS OF THESE REGULATIONS AND ARE INTENDED ONLY AS AN AID FOR BUILDING DESIGN AND CONSTRUCTION

**Electric vehicle chargers**

EV chargers shall comply with Section 11B-812.10. Operable parts and charging cord storage shall comply with Section 11B-309.

**Point-of-sale devices.** Where provided, point-of-sale devices shall comply with Sections 11B-707.2, 11B-707.3, 11B-707.7.2, and 11B-07.9.

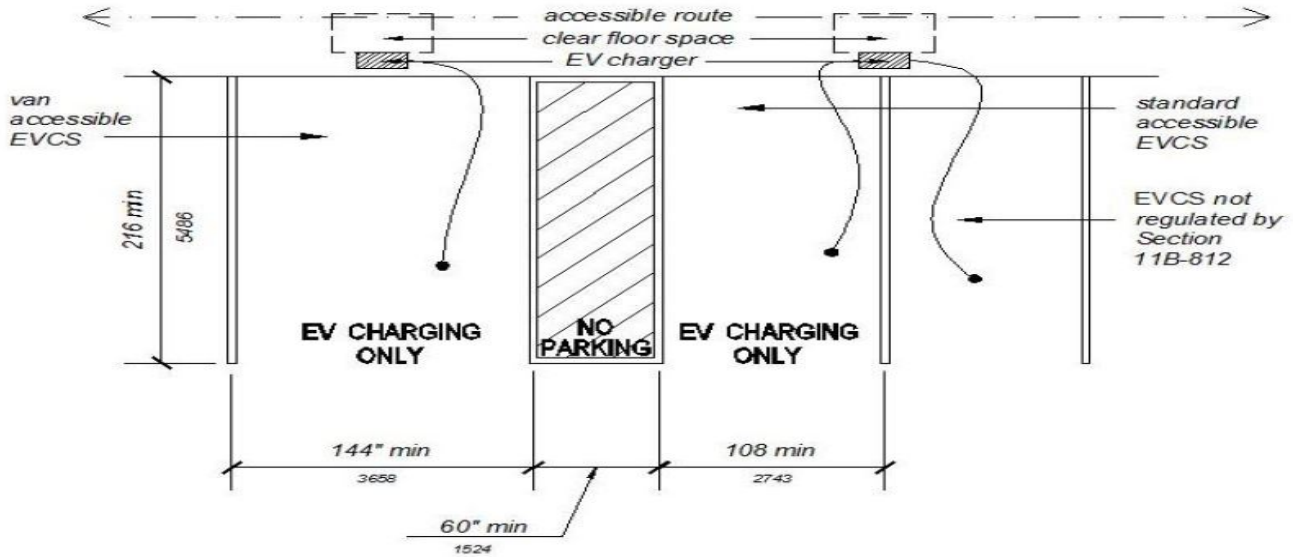
**Location.** EV chargers shall be adjacent to, and within the projected width of, the vehicle space being served.

**Exceptions:** 11B-812.10.4

**TABLE 11B-228.3.2.1  
 ELECTRIC VEHICLE CHARGING STATIONS FOR PUBLIC USE AND COMMON USE**

TOTAL NUMBER OF EVCS AT A FACILITY <sup>1</sup>	MINIMUM NUMBER (by type) OF EVCS REQUIRED TO COMPLY WITH SECTION 11B-812 <sup>2</sup>		
	Van Accessible	Standard Accessible	Ambulatory
1 to 4	1	0	0
5 to 25	1	1	0
26 to 50	1	1	1
51 to 75	1	2	2
76 to 100	1	3	3
101 and over	1, plus 1 for each 300, or fraction thereof, over 100	3, plus 1 for each 60, or fraction thereof, over 100	3, plus 1 for each 50, or fraction thereof, over 100

1. Where an EV charger can simultaneously charge more than one vehicle, the number of EVCS provided shall be considered equivalent to the number of electric vehicles that can be simultaneously charged.



**FIGURE 11B-812.9.  
 SURFACE MARKING**