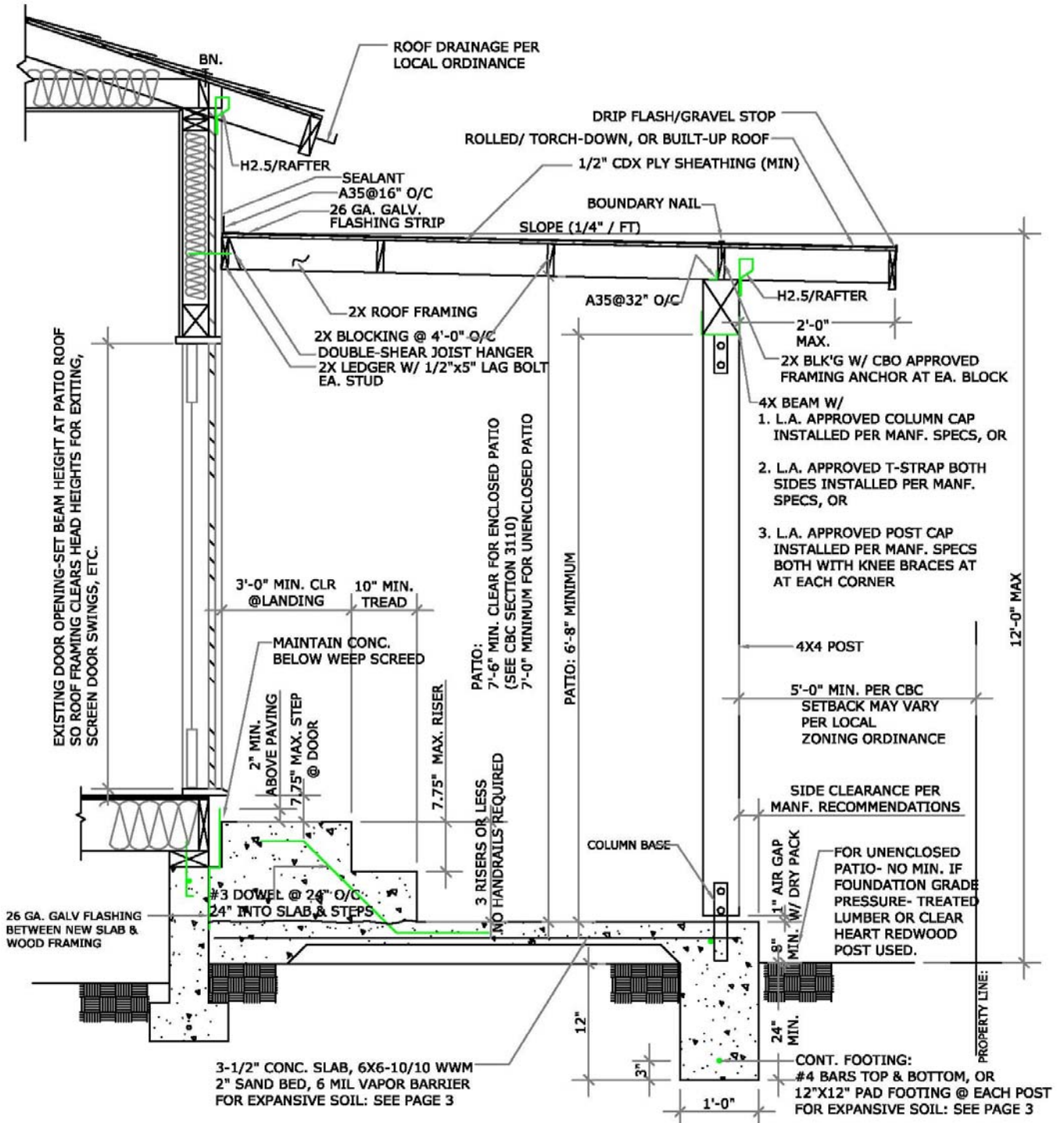
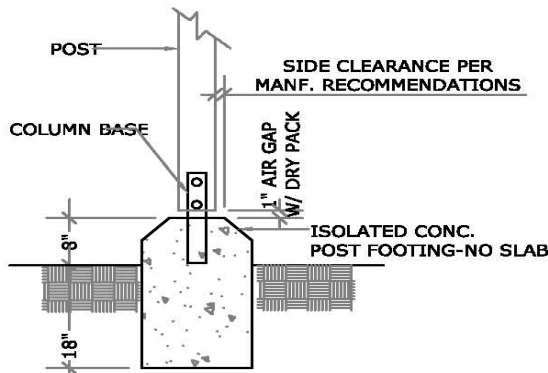


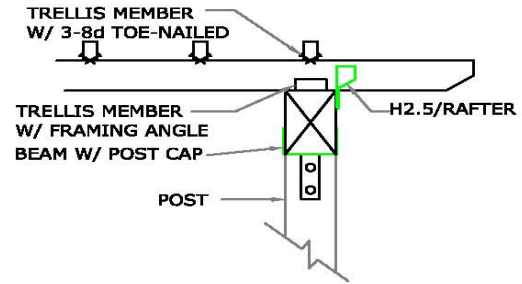
ATTACHED PATIO COVER



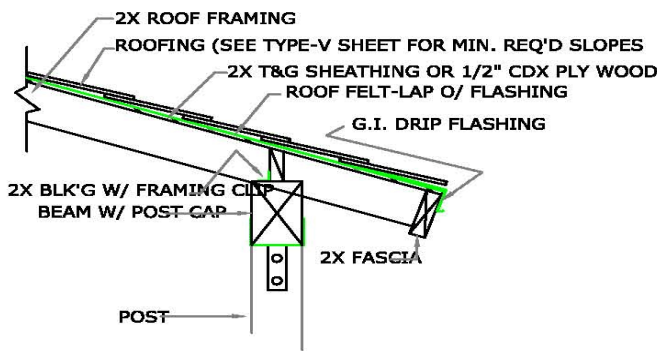
As a covered entity under Title II of the Americans with Disabilities Act, the City of Los Angeles does not discriminate on the basis of disability and, upon request, will provide reasonable accommodation to ensure equal access to its programs, services and activities. For efficient handling of information internally and in the internet, conversion to this new format of code related and administrative information bulletins including MGD and RGA that were previously issued will allow flexibility and timely distribution of information to the public.



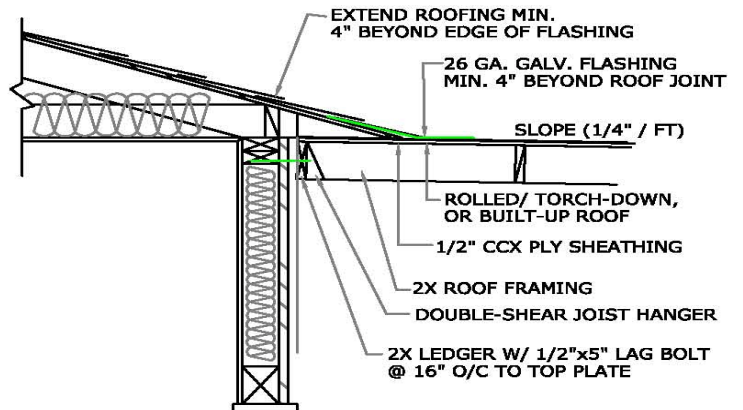
ALT. FOOTING DETAIL



TRELLIS DETAIL



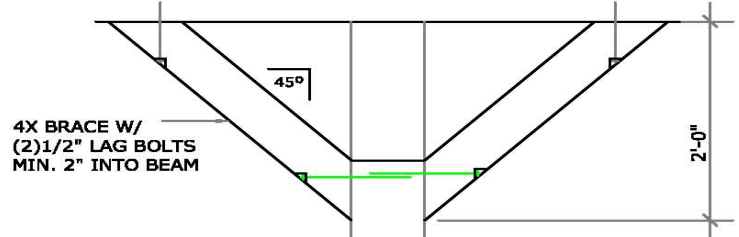
ALTERNATE EAVE DETAIL



ALTERNATE CONNECTION DETAIL

ALLOWABLE SPANS FOR DF#1 HEADER	
Maximum span of tributary load: 20'-0"	
SPAN	BEAM SIZE
Up to 4'-0"	4x4
4'-1" to 6'-0"	4x6
6'-1" to 8'-0"	4x8
8'-1" to 10'-0"	4x10
10'-1" to 12'-0"	4x12*

* 4x12 DF No. 1 may be used over a 16'-0" garage door in one-story open patio or carport structures.



KNEE BRACE DETAIL

ALLOWABLE SPANS FOR DF#2 ROOF RAFTERS			ALLOWABLE SPANS FOR DF#2 CEILING JOISTS		
Roof Dead Load: 6psf (shingle) max Live Load : 10 psf			Live Load : 10 psf		
RAFTER SIZE	SPACING	ALLOWABLE SPAN	RAFTER SIZE	SPACING	ALLOWABLE SPAN
2x6	24"	8'-8"	2x4	24"	9'-10"
	16"	10'-8"		16"	11'-3"
	12"	12'-4"		12"	12'-5"
2x8	24"	11'-0"	2x6	24"	15'-6"
	16"	13'-5"		16"	17'-8"
	12"	15'-6"		12"	19'-6"
2x10	24"	14'-0"	2x8	24"	20'-5"
	16"	17'-2"		16"	23'-4"
	12"	19'-10"		12"	25'-8"
2x12	24"	17'-0"	2x10	12"	26'-0"
	16"	20'-10"			
	12"	24'-1"			

TYPE V CONSTRUCTION IS A CLASSIFICATION OF BUILDINGS BY CONSTRUCTION MATERIALS AND METHODS. IT IS THE LEAST RESTRICTIVE PERMITTED BY THE UNIFORM BUILDING CODE AND INCLUDES LIGHT, WOOD-FRAME CONSTRUCTION. THIS SHEET IS FOR INFORMATION AND REFERENCE ONLY AND IS NOT A SUBSTITUTE FOR ACCURATE DRAWINGS PREPARED FOR EACH PROPOSED CONSTRUCTION PROJECT.

FOOTINGS AND SLABS ON GRADE

Unless a soil report is provided to and approved by the department clearly outlining alternate requirements for footing and slab design, all footings must comply with the expansive soil requirements contained in IB P/BC 2014-116.

PATIO COVER ENCLOSURE

The patio cover must remain open in accordance with the opening requirements in LABC Section 3111. In the event that the patio cover is enclosed with insect screening, plastic, or glass, as permitted in LABC Section 3111, then LABC Section 3111 requires the patio cover be designed in accordance with the requirements of the Wood Frame Prescriptive Provisions for One Story Residential Construction Only (Information Bulletin P/BC 2014-004) or structural calculations must be provided to satisfy the lateral design requirements in the LABC.